






Locations and Sizes of LCD Bulletin Boards (Attachment 1)

No.	Location	Quantity	Size	Diagram
1	Above entrances/exits of Areas I and K	2	1x6 Video Wall	
2	Above the entrances/exits of Area J	2	1x9 Video Wall	
3	Above the entrances/exits of Areas L and N	2	1x3 Video Wall	
4	Above the entrance/exit of Area M	2	1x5 Video Wall	

No.	Location	Quantity	Size	Diagram		
5	Near the entrance/exit of Area I	1	65			
	Near the entrance/exit of Area J	1	65			
	Near the entrance/exit of Area K	1	65			
6	Near the entrance/exit of Area L	1	52			
	Near the entrance/exit of Area M	1	52			
	Near the entrance/exit of Area N	1	52			
7	South/north sides of the third floor	2	52			
8	South/north sides of the fifth floor	2	52			
9	South side of the sixth floor	1	52			